
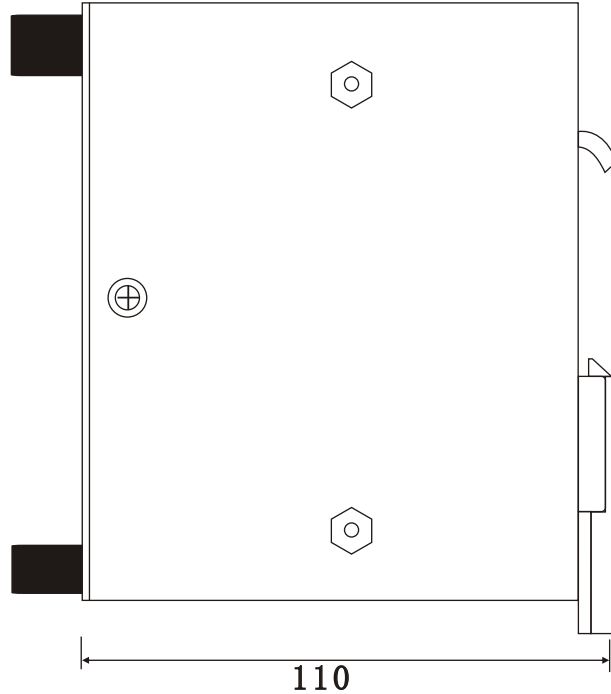
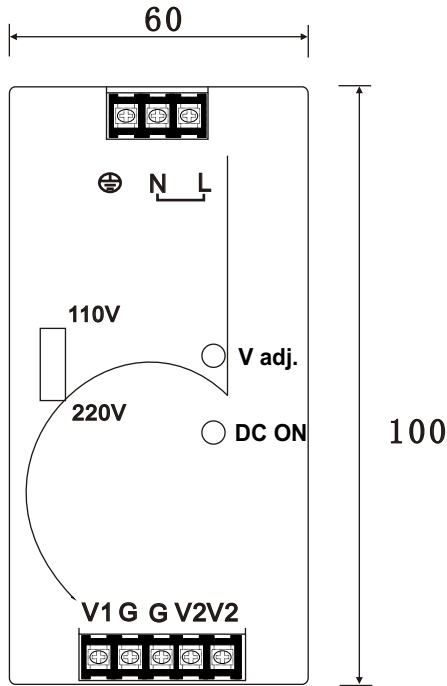




Mechanical Details



Panel Designation

Single	Description
N	N: Neutral Terminal (Input)
L	L: Line Terminal (Input)
⊖	FG: Ground (Earth)
-	DC Output Ground Terminal
+	DC Output Positive Terminal
V adj.	O/P volt Adjustment.
DC ON	LED indicator

CASE NO. : CS060D
 UNIT : mm
 DIMENSIONS : 100 (L) * 110 (W) * 60 (H)

Reign Power reserve the right to modify specifications at any time without notice



Patents held

Features



DIMENSIONS: 100(H)*110(D)*60(W)mm
WEIGHT: 500g

- Din Rail Mounting (optional bracket for chassis mounting)
- Convection cooled
- 100% full load burn-in test
- Easy mounting (one-step installation)
- Excellent EMC Characteristics
- Wide Range Universal Input
- Removable Plug & Socket Style Terminals
- 2 year Warranty
- 280,000Hrs MTBF per MIL-HDBK-217F
- Split rail & Series connection possible
- Custom output voltages on request: 3V~200VDC

General specifications

INPUT

Input range	90~264VAC 127~380VDC
Input frequency	47~63Hz
Inrush current (25° C)	20A/110VAC 40A/220VAC

OUTPUT

Hold-up time	16mS
Short protection	Autorecovery
Overload protection	Automatic power limited
Over voltage protection	Optional

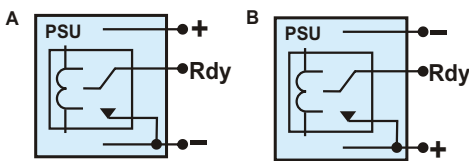
Power Ready Signal (Optional)
Redundant function (Optional)

Detailed specifications

72 Watts

MODEL	O/P Volt Adj. ± %	Load(Current) ¹			Ripple & Noise ⁴	Line REG. ²	Load REG. ³	Efficiency ⁵	O.V.P. Trip point
		Min.	Rated	Max.					
RP1072D-05F	V1: +5.1V ±10%	0A	14.4A	14.4A	70mVp-p	±1%	±2%	70% Min.	6 ~ 7.5V
RP1072D-12F	V1: +12V ±10%	0A	6.0A	6.0A	100mVp-p	±1%	±1%	73% Min.	14 ~ 17V
RP1072D-24F	V1: +24V ±10%	0A	3.0A	3.0A	150mVp-p	±1%	±1%	75% Min.	28 ~ 34V
RP1072D-28F ⁶	V1: +28V ±10%	0A	2.6A	2.6A	150mVp-p	±1%	±1%	75% Min.	32.2 ~ 36.4V
RP1072D-48F	V1: +48V ±10%	0A	1.5A	1.5A	250mVp-p	±1%	±1%	75% Min.	55 ~ 67V

Rdy Connection



A: Rdy Internal Connection of T Type Terminal Block
B: Rdy Internal Connection of E Type Terminal Block

Please Select Functions:-

Fill in the blanks with appropriate letter

Order Code: RP1072D-24F

Optional Functions:

Terminal Block: "T" : Barrier Terminal Block

"E" : Removable Plug & Socket Terminals

Without Function: "N"

(Leave blank for redundant function + "Rdy" signal options)

EMC Standards

EN55022 CLASS B
EN61000-3-2, EN61000-3-3
EN55024(IEC61000-4-2,
IEC61000-4-3, IEC61000-4-4
IEC61000-4-5, IEC61000-4-6
IEC61000-4-8, IEC61000-4-11)

Safety Standards

CUL 508 Approval
 UL/CSA 60950 Approval
 CE EN 60950 Approval

Environments

Operating Temperature -15 ~ 50°C, Ambient
Operating Humidity 5 ~ 95% RH, No Condensing
Storage Temperature -20 ~ 85°C, Ambient
Vibration 2G, 10~500Hz, 3 axes

- NOTE:**
1. Each output can provide up to maximum load, but total load can not exceed rated output power.
 2. Line regulation is measured from high input voltage to high input voltage at rated load.
 3. Load regulation is measured from 20% to 100% of rated load at 110VAC input. (Redundant function Sepc. 0.6V Add.)
 4. Ripple & Noise is measured by using a 0.1uF/630V metalized capacitor & a 47uF electrolytic capacitor parallel with the test point, at rated load and at 110VAC input.
 5. Efficiency is measured at rated load and at 110VAC input.
 6. RP1072D-28F series will use the same front label as "RP1072D-24F", plus additional "28Vdc" side label.
 7. Hold-up time is measured at rated load and at 110VAC input.

Reign Power reserve the right to modify specifications at any time without notice