

Model: GP-ES360P Series

360 Watts single output

Features:

- * 3.3V&5V use patented synchronous rectification
- * Ball-bearing fan speed control by thermal detection
- * Built-in constant current limiting design
- * Active PFC with P.F.>0.95
- * Full load operation from -20°C~50°C
- * Protections:Over load/Over voltage/Short circuit/Over temperature
- * High efficiency up to 89%
- * Universal AC input: 90~264Vac
- * Remote ON/OFF control(optional)

Size : 215 * 115 * 50 mm (L*W*H)

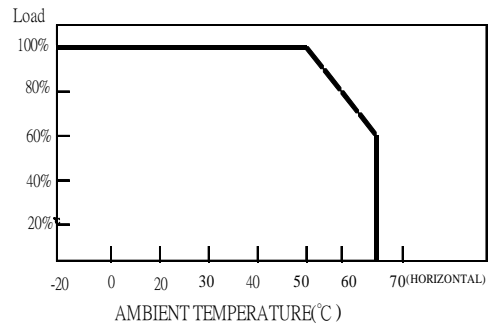
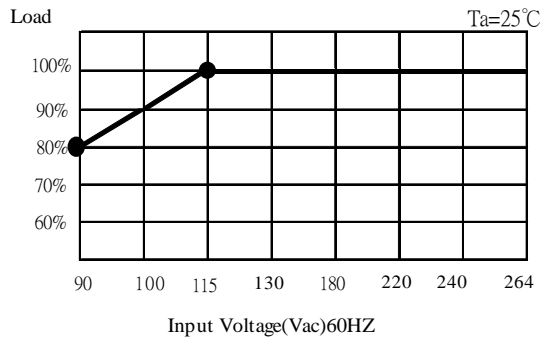


Specifications:

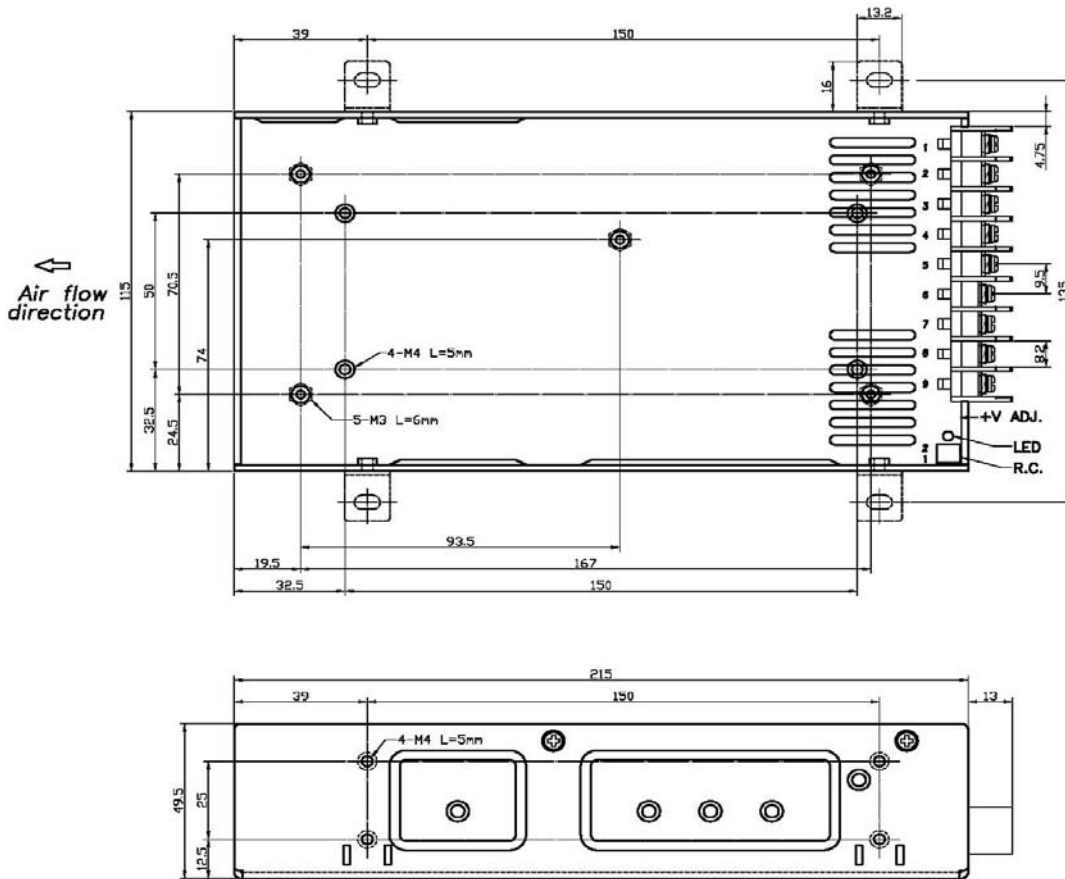
Approvals : CB CE 

Model No.	ES360P-3.3	ES360P-05	ES360P-12	ES360P-15	ES360P-24	ES360P-48	
Output	DC Voltage	3.3V	5V	12V	15V	24V	48V
	Rated Current Range	0-60A	0-60A	0-30A	0-24A	0-15A	0-7.5A
	Rated Max. Power	198W	300W	360W	360W	360W	360W
	Ripple & Noise (max)	100mV	100mV	120mV	150mV	150mV	240mV
	Efficiency	77%	81%	85%	85%	87%	89%
	Voltage Adjustment Range	3.15-3.5V	4.5-5.5V	10-13V	13.5-17V	20-27V	41-52V
	Voltage Tolerance	±2%	±2%	±1%	±1%	±1%	±1%
	Rise Time	<50ms at full load					
	Set up Time	1000ms/230vac 2500ms/115vac					
	Hold Time	>16ms at full load					
Input	Voltage Range	90 Vac ~ 264 Vac or 127-370VDC					
	Frequency Range	47 Hz ~ 63 Hz					
	Power Factor Correction	> 0.95/230VAC 0.98/115VAC					
	AC Current	3A@115VAC / 1.5A@230VAC		5A@115VAC / 2.5A@230VAC			
	Inrush Current	20A at 115VAC / 40A at 230 VAC (COLD START)					
	Leakage Current	<1mA / 240 Vac					
Protections	Over Load	over 105-135% output rating and by constant current mode . recovers aotomatically after fault condition has been removed.					
	Over Temperature	key part detect over 85 °C± 5°Cand by shutdown output voltage, re-power on to restart					
	Short Circuit	by constant current mode . recovers aotomatically after fault condition has been removed.					
	Over Voltage	3.8-4.5V	5.75-6.75V	14-16V	17.3-21V	29-33.6V	57-67V
Function	Remote Control	CON2: 4-10VDC POWER OFF, 0-0.8VDC POWER ON					
Environment	Operation Temp.	-20°C~50°C full load , 50°C~65°C(Refer to output load derating curve)					
	Operation Humidity	20% ~ 90% RH non-condensing.					
	Storage Temp.	-40 ~ +80°C					
	Storage Humidity	10% ~ 90% RH					
	Vibration	10 ~ 500 Hz, 2G 10 min. / 1 cycle, 60 min. each along X, Y, Z axes.					
Safety & EMC	Safety Standards	UL60950-1, TUV EN60950-1 , Approved.					
	Withstand Voltage	I/P - O/P: 3 K VAC I/P - FG: 1.5KVAC O/P - FG: 0.5KVAC					
	Isolation Resistance	100M ohms / 500VDC at 25 °C : I/P-O/P, I/P-FG, O/P-FG					
	EMI Conduction&Radiation	Compliance to EN55022 class B, CISPR22 class B					
	Harmonic Current	Compliance to EN61000-3-2, -3					
Others	EMS Immunity	Compliance to EN61000-4-2, 3, 4, 5, 6, 8, 11 Light industry level, criteria A					
	MTBF	210k hours min. MIL-HDBK-217F(25°C)					
	Dimension(L*W*H)	215*115*50mm					
	Packing(L*W*H)/Carton	492*258*201mm / 12 PCS					
	Weight	1.1KG/PCS N.W: 14KG/Carton (12PCS)					
Remark	1. All specification measured at 230 vac input and 25 °C ambient . 2. Ripple & noise are measured at 20MHZ bandwidth oscilloscope and with 0.1uf & 47uf parallel capacitor. 3. The power supply is considered a component which will be installed into a final equipment. The final equipment must be re-confirmed that it still meets EMC directives.						

Derating Curve



Mechanical Specification



Terminal pin number assignment:

Pin No.	Assignment	Pin No.	Assignment
1	AC/L	4-6	DC OUTPUT-V
2	AC/N	7-9	DC OUTPUT+V
3	FG \perp		

Remote ON/OFF (CON2): JWT A2001H02-2P or equivalent (option!)

Pin No.	Assignment	Mating Housing	Terminal
1	RC+	JWT A2001WR2-2P or equivalent	JWT A2001TOP-2L or equivalent
2	RC-		